



Parish-Wide Survey Summary Report

As Presented to the Parish

August 21, 2022



*Parish
Survey 2022*

FOR TODAY

- 1 Provide High Level Review of 2022 Parish Survey
- 2 Participant Demographics
- 3 Key Themes (Strengths & Opportunities)
 - + Worship & Spirituality
 - + Parish Communication
 - + Parish Life
 - + Generosity
 - + Facilities & Grounds
- 5 Next Steps in Strategic Plan Development



Parish
Survey 2022

SURVEY PROCESS

1

- ❖ Today - a high level review
- ❖ Full Survey Sharing - all survey question responses will be accessible via email link to be sent week of August 22
- ❖ Survey Results = vital ingredient in Strategic Plan Design
- ❖ Surveys sometimes lead to further questions.
- ❖ A note on Written Comments - trend information is key

SURVEY PROCESS

How Did We Arrive Here?



Conducted over 14 assessments - including Parish Survey



*Parish
Survey 2022*

2

“BY THE NUMBERS”

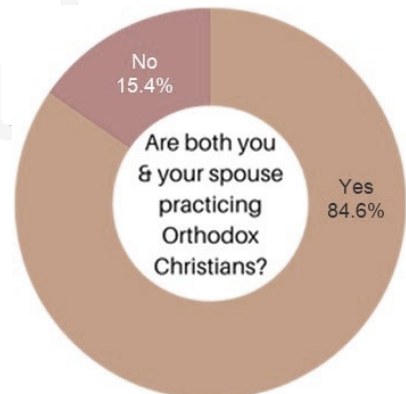
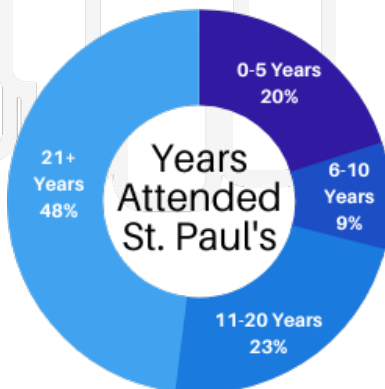
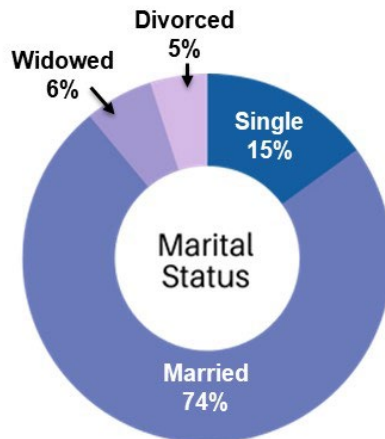
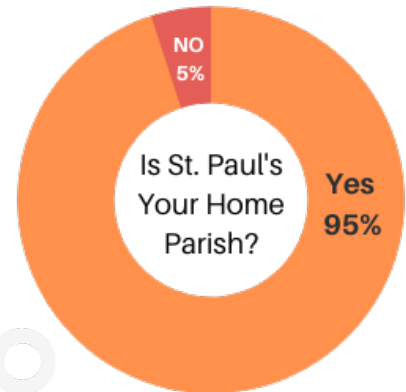
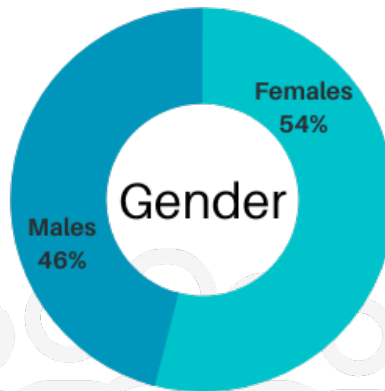
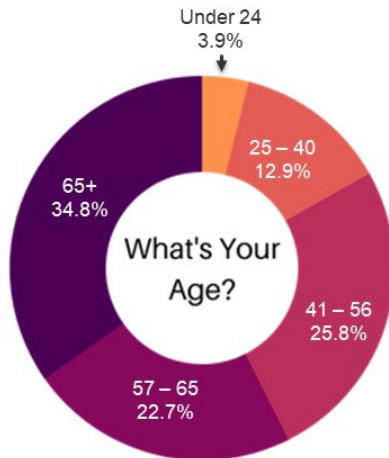
256 Total Participants

- ❖ Survey Dates May 16 to June 1, 2022
- ❖ 62 questions +4 open ended questions
- ❖ 1312 Written Comments
- ❖ 95% Confidence Level

Participation Was Excellent!

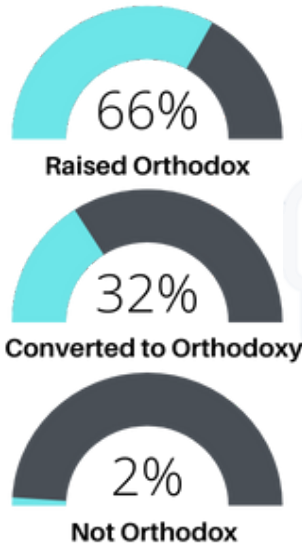
- ❖ Average Time to Complete: 19 minutes
- ❖ Completion Rate 85%
- ❖ Response Rate 61%

PARTICIPANTS

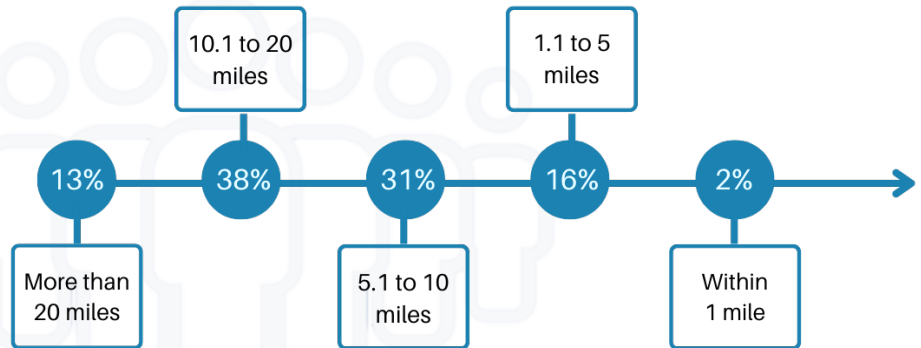


PARTICIPANTS

Journey to Orthodoxy



Travel Distance to St. Paul's



Overall Perception of St. Paul's

Survey participants characterize St. Paul's as a very healthy, robust, well-run, and welcoming parish, which provides exceptional religious education opportunities, all of which effectively support the spiritual growth of its members and the worship of our Lord and Savior Jesus Christ.

KEY PARISH THEMES

STRENGTHS

Clergy
Connection to the Parish
Communication
Facilities & Grounds
Fellowship
Financial Stability
Generosity
Leadership
Optimism for the Future
Outreach & Philanthropy
Religious Education
Safe Environment
Spiritual Growth
Trustworthy
Welcoming/Friendliness
Well Managed
Worship

OPPORTUNITIES

Emerging Leader Readiness
Expanded Local Presence
Facility Use (Rentals)
In-Person Worship Growth
Membership Growth
Openness to New Ideas
Senior Ministry Participation
Volunteer Expansion
Young Adult Engagement
Youth Engagement

WHAT WE SAID

1312 Total Comments to 4 Open-Ended questions

Each comment was reviewed and categorized

Below are the **most frequent responses by question**

“3 Things We Do Well”

171 Participants - 442 Total Comments

- Religious Education 85 Comments
- Welcoming Efforts 67
- Outreach 45

“3 Things We Could Improve Upon”

151 Participants - 358 Total Comments

- Youth Engagement 48
- General Parishioner Engagement 38
- Local Community Presence 29

“Top 3 Issues Facing St. Paul’s Today”

166 Participants - 414 Comments

- Decline in Youth Engagement 60
- Parish Membership 30
- Decline in Young Adult Engagement 30

“Please share any other comments”

93 Participants - 98 Comments

- General Comments; No Trend Patterns



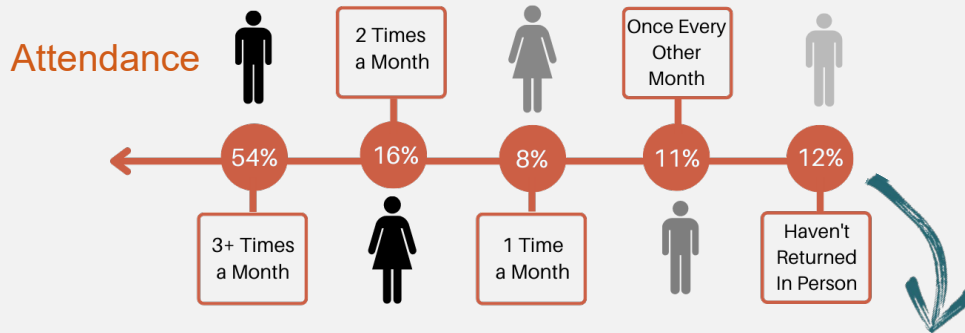
Quick Look at Survey Sections⁴

- + Worship & Spirituality
- + Parish Communication
- + Parish Life
- + Generosity
- + Facilities & Grounds

Worship & Spirituality

“I am growing spiritually through my involvement at St. Paul’s” 86% & 3%

In-person Divine Liturgy Attendance Has Not Fully Returned



Live Streaming

- Participation Down 50%
- 63 (26%) 2 - 3 times/month

Reasons for Not Returning

1. Fear of Getting Sick 29 (40%)
2. Change in Habit 15 (21%)
3. Competing Sunday Priorities 13 (18%)
4. Work 11 (15%) (11)

Communication

“I feel adequately informed about parish life and events going on at St. Paul’s” 94%

Highest Importance

- ❖ “The Good News” 93%
- ❖ Announcements following Liturgy 92%
- ❖ Special email blasts 92%

Lowest Importance

- ❖ Parish General Assembly
- ❖ St. Paul’s Facebook Page

Understand Parish Mission & Vision

- ❖ Very strong rating
2.5% Disagreement

Parish Life

“St. Paul's is very important to me” 98% - Highest ranked response

33 questions -- ranging from an average score of 4.67 to 3.46 (5 = excellent)

Highest Rated (above 4.4)

- I feel safe while I am at St. Paul's
- Does a good job educating parishioners in the Orthodox Faith
- I feel I have a good understanding of the basic beliefs of the Orthodox Church
- Welcoming parish
- Friendly parish
- Those in parish leadership roles are viewed as trustworthy
- Grounds and facilities are adequately maintained



Lowest Rated (below 3.6 - but still good scores)

- Providing adequate opportunities and programs for our Youth
- Our parish is open to new ideas
- St. Paul's does a good job in developing future leaders
- Providing adequate opportunities for Young Adults

Generosity

“St. Paul's is a generous parish ” 90% & 1%

FAST FACTS

- ✓ 20% have not signed a pledge card
- ✓ 83% give more to St. Paul's than any other charity
- ✓ Good interest; Great Opportunity to expand Endowment participation

Top 3 Reasons You Give Financially

1. Love of God 88%
2. Sense of Duty 57%
3. Personal Responsibility to Fulfill Pledge 39%

Facilities & Grounds

“St. Paul’s Grounds & Facilities are adequately maintained” 97%



Further Exploration

New Building Programs

- ✧ Admin Building Remodel #1
- ✧ General lack of enthusiasm toward starting new projects

Stewardship or Fund Raising?

- ✧ No general consensus of which approach should be used to balance the budget

Use of Education Center

- ✧ No general consensus on reliance on full-use tenants, starting Orthodox School or a combined approach

Volunteers

- ✧ Ministries would like more
- ✧ 63% of survey participants stated they would like to be more involved
- ✧ 31 % Unsure
- ✧ 6% Disagree



Next Steps⁵

- ❖ Email Link to Survey Results
- ❖ Development Schedule

Strategic Plan Development - Moving Forward





Parish Survey 2022

Summary Questions & Responses

St. Paul's 2022 Survey Questions

Contained within this section are the questions and responses from the actual parish survey. Please note, demographic questions 1-8 are shown on slides 6 & 7 of the Summary which precedes this.

Verbatim comments, well over 1300, have not been provided, as a trend summary can be found on slide 10 of the Summary, as well.

Q9: Pre-COVID, over the course of a typical year, how frequently did you attend in-person Sunday Divine Liturgy at St. Paul's?

| ANSWER CHOICES | RESPONSES | |
|----------------------------|-----------|-----|
| 3+ times a month | 61.75% | 155 |
| Twice a month | 13.94% | 35 |
| Less than 6 times per year | 11.95% | 30 |
| Once a month | 9.56% | 24 |
| Once every other month | 2.79% | 7 |
| TOTAL | | 251 |

Q10: Since the beginning of 2022, on average, how often have you attended in-person Sunday Divine Liturgy at St. Paul's?

| ANSWER CHOICES | RESPONSES | |
|--|-----------|-----|
| 3+ times a month | 53.39% | 134 |
| Twice a month | 15.54% | 39 |
| Have not returned to in-person worship | 11.95% | 30 |
| Once every other month | 10.76% | 27 |
| Once a month | 8.37% | 21 |
| TOTAL | | 251 |

Q11: If you have not returned to in-person worship, or are attending less frequently, please identify all reasons which may be preventing you from attending more regularly. (Select all which may apply) Please note, this question was only provided to those who have not returned fully to church, post-pandemic ,and represents 76 participants).

| ANSWER CHOICES | RESPONSES | |
|--|-----------|-----|
| Fear of getting sick | 39.73% | 29 |
| Other (please specify) | 26.03% | 19 |
| Change in habit/routine | 20.55% | 15 |
| Competing priorities on Sundays | 17.81% | 13 |
| Personal illness/physical disability | 16.44% | 12 |
| Work commitments | 15.07% | 11 |
| Service start time is too early | 13.70% | 10 |
| Prefer to participate via online live streaming of Liturgy | 13.70% | 10 |
| Long commute | 9.59% | 7 |
| Getting family/children ready | 5.48% | 4 |
| Don't understand the need to attend in-person | 1.37% | 1 |
| TOTAL | | 131 |

Q12: Last year, how frequently did you participate in Sunday Divine Liturgy for St. Paul's via online/live streaming?

| ANSWER CHOICES | RESPONSES | |
|------------------------|-----------|-----|
| 3+ times a month | 42.15% | 102 |
| Never | 17.77% | 43 |
| Twice a month | 16.94% | 41 |
| Once a month | 13.64% | 33 |
| Once every other month | 9.50% | 23 |
| TOTAL | | 242 |

Q13: Today, how often do you participate in Sunday Divine Liturgy for St. Paul's via online/live streaming?

| ANSWER CHOICES | RESPONSES | |
|------------------------------|-----------|-----|
| No longer participate online | 52.48% | 127 |
| 3+ times a month | 16.94% | 41 |
| Once every other month | 11.57% | 28 |
| Once a month | 9.92% | 24 |
| Twice a month | 9.09% | 22 |
| TOTAL | | 242 |

Q14: When attending in-person, what time are you typically seated for the Divine Liturgy?

| ANSWER CHOICES | RESPONSES | |
|--|-----------|-----|
| Between Doxology & Reading of the Gospel (9:30 am – 9:50 am) | 36.78% | 89 |
| Doxology (9:30 am) | 32.64% | 79 |
| Between Gospel & Communion (9:50 am – 10:40 am) | 15.29% | 37 |
| Orthros (8:30 am – 9:30 am) | 14.46% | 35 |
| Just before Communion | 0.83% | 2 |
| TOTAL | | 242 |

Q15: What factors most significantly influence your arrival time at Sunday Liturgy? (Check all that apply).

| ANSWER CHOICES | RESPONSES | |
|---------------------------------|-----------|----|
| Habit/routine | 51.28% | 20 |
| Getting family/children ready | 41.03% | 16 |
| Service start time is too early | 35.90% | 14 |
| Long commute | 12.82% | 5 |
| Other (please explain) | 10.26% | 4 |
| Competing priorities on Sunday | 7.69% | 3 |
| Work commitments | 7.69% | 3 |
| TOTAL | | 65 |

Q16: I am growing spiritually through my involvement at St. Paul's.

| STRONGLY AGREE | AGREE | UNCERTAIN | DISAGREE | STRONGLY DISAGREE | TOTAL | WEIGHTED AVERAGE |
|-------------------|---------------|--------------|------------|----------------------|-------|---------------------|
| 42.74% 103 | 43.15% 104 | 10.79% 26 | 2.49% 6 | 0.83% 2 | 241 | 4.24 |

Q17: If St. Paul's offered a Divine Liturgy on a day of the week other than Sunday, I would consider attending that service.

| STRONGLY AGREE | AGREE | UNCERTAIN | DISAGREE | STRONGLY DISAGREE | TOTAL | WEIGHTED AVERAGE |
|-------------------|--------------|--------------|--------------|----------------------|-------|---------------------|
| 15.35% 37 | 25.73% 62 | 31.54% 76 | 15.77% 38 | 11.62% 28 | 241 | 2.83 |

Q18: I feel adequately informed about parish life and events going on at St. Paul's.

| STRONGLY AGREE | AGREE | UNCERTAIN | DISAGREE | STRONGLY DISAGREE | TOTAL | WEIGHTED AVERAGE |
|-------------------|---------------|-------------|------------|----------------------|-------|---------------------|
| 43.28% 103 | 50.84% 121 | 5.04% 12 | 0.84% 2 | 0% 0 | 238 | 4.37 |

Q19: I have a good understanding of St. Paul's mission and vision as a parish.

| STRONGLY AGREE | AGREE | UNCERTAIN | DISAGREE | STRONGLY DISAGREE | TOTAL | WEIGHTED AVERAGE |
|-------------------|---------------|--------------|------------|----------------------|-------|---------------------|
| 33.61% 80 | 52.52% 125 | 11.34% 27 | 2.52% 6 | 0% 0 | 238 | 4.17 |

Q20: Please rate how important each of the following communication methods are for keeping you informed.

| | VERY IMPORTANT | IMPORTANT | NOT IMPORTANT | TOTAL | WEIGHTED AVERAGE |
|---|----------------|---------------|---------------|-------|------------------|
| Announcements in Church following Liturgy | 53.78% 128 | 37.82% 90 | 8.40% 20 | 238 | 2.45 |
| "The Good News" (monthly parish publication) | 51.68% 123 | 41.18% 98 | 7.14% 17 | 238 | 2.45 |
| Special email blasts/announcements about parish schedules or events | 53.78% 128 | 36.97% 88 | 9.24% 22 | 238 | 2.45 |
| Sunday Weekly Bulletin (paper version) | 55.04% 131 | 31.09% 74 | 13.87% 33 | 238 | 2.41 |
| Sunday Weekly Bulletin (email version) | 50.42% 120 | 36.13% 86 | 13.45% 32 | 238 | 2.37 |
| St. Paul's Website | 38.66% 92 | 48.74% 116 | 12.61% 30 | 238 | 2.26 |
| Parish General Assembly | 18.91% 45 | 44.12% 105 | 36.97% 88 | 238 | 1.82 |
| St. Paul's Facebook page | 17.23% 41 | 36.55% 87 | 46.22% 110 | 238 | 1.71 |

Q21: St. Paul's is a welcoming parish.

| STRONGLY AGREE | AGREE | UNCERTAIN | DISAGREE | STRONGLY DISAGREE | TOTAL | WEIGHTED AVERAGE |
|-------------------|--------------|-------------|------------|----------------------|-------|---------------------|
| 56.54% 134 | 35.02% 83 | 5.06% 12 | 2.11% 5 | 1.27% 3 | 237 | 4.43 |

Q22: I feel comfortable inviting others to attend St. Paul's.

| STRONGLY AGREE | AGREE | UNCERTAIN | DISAGREE | STRONGLY DISAGREE | TOTAL | WEIGHTED AVERAGE |
|-------------------|---------------|--------------|------------|----------------------|-------|---------------------|
| 40.51% 96 | 42.19% 100 | 14.35% 34 | 2.53% 6 | 0.42% 1 | 237 | 4.20 |

Q23: I feel I have a good understanding of the basic beliefs of the Orthodox Church.

| STRONGLY AGREE | AGREE | UNCERTAIN | DISAGREE | STRONGLY DISAGREE | TOTAL | WEIGHTED AVERAGE |
|-------------------|---------------|------------|----------|----------------------|-------|---------------------|
| 53.16% 126 | 44.30% 105 | 2.53% 6 | 0% 0 | 0% 0 | 237 | 4.51 |

Q24: I feel safe while I am at St. Paul's.

| STRONGLY AGREE | AGREE | UNCERTAIN | DISAGREE | STRONGLY DISAGREE | TOTAL | WEIGHTED AVERAGE |
|-------------------|--------------|------------|------------|----------------------|-------|---------------------|
| 60.34% 143 | 33.76% 80 | 3.80% 9 | 2.11% 5 | 0% 0 | 237 | 4.52 |

Q25: St. Paul's is very important to me.

| STRONGLY AGREE | AGREE | UNCERTAIN | DISAGREE | STRONGLY DISAGREE | TOTAL | WEIGHTED AVERAGE |
|-------------------|--------------|------------|------------|----------------------|-------|---------------------|
| 69.62% 165 | 27.85% 66 | 2.11% 5 | 0.42% 1 | 0% 0 | 237 | 4.67 |

Q26: I am optimistic about the future of St. Paul's.

| STRONGLY AGREE | AGREE | UNCERTAIN | DISAGREE | STRONGLY DISAGREE | TOTAL | WEIGHTED AVERAGE |
|-------------------|--------------|-------------|------------|----------------------|-------|---------------------|
| 53.16% 126 | 35.86% 85 | 8.44% 20 | 2.11% 5 | 0.42% 1 | 237 | 4.39 |

Q27: Some of my best friends attend St. Paul's.

| STRONGLY AGREE | AGREE | UNCERTAIN | DISAGREE | STRONGLY DISAGREE | TOTAL | WEIGHTED AVERAGE |
|-------------------|--------------|--------------|--------------|----------------------|-------|---------------------|
| 30.38% 72 | 39.66% 94 | 13.92% 33 | 10.97% 26 | 5.06% 12 | 237 | 3.79 |

Q28: Over the course of a typical year, other than attending worship services, I participate in the following number of ministries, fundraisers, religious education/bible studies, outreach, or other programs at St. Paul's:

| ANSWER CHOICES | RESPONSES | |
|----------------------|-----------|-----|
| 2 – 3 per year | 28.69% | 68 |
| More than 5 per year | 27.85% | 66 |
| 1 every year or so | 16.03% | 38 |
| 4 – 5 per year | 15.19% | 36 |
| None | 12.24% | 29 |
| TOTAL | | 237 |

Q29: I'd like to get more involved at St. Paul's.

| STRONGLY AGREE | AGREE | UNCERTAIN | DISAGREE | STRONGLY DISAGREE | TOTAL | WEIGHTED AVERAGE |
|-------------------|---------------|--------------|-------------|----------------------|-------|---------------------|
| 15.61% 37 | 47.26% 112 | 31.65% 75 | 4.64% 11 | 0.84% 2 | 237 | 3.72 |

Q30: Other than attending worship services, how would you prefer to engage with others in the parish?
(Check all which apply).

| ANSWER CHOICES | RESPONSES | |
|--|-----------|-----|
| Participate in spiritual growth through religious studies, workshops, or discussion groups | 51.05% | 121 |
| Join a small social group focused around a common interest | 42.19% | 100 |
| Be part of a larger group project where I can be a team member | 36.71% | 87 |
| Help on a local or international outreach project | 35.86% | 85 |
| Participate in a culture-focused activity around Hellenic culture, language, or dance | 27.00% | 64 |
| Join an online group | 13.92% | 33 |
| None of the above | 13.50% | 32 |
| Other (please specify) | 10.97% | 26 |
| TOTAL | | 548 |

Q31: St. Paul's is a friendly parish.

| STRONGLY AGREE | AGREE | UNCERTAIN | DISAGREE | STRONGLY AGREE | TOTAL | WEIGHTED AVERAGE |
|-------------------|--------------|------------|------------|-------------------|-------|---------------------|
| 55.32% 130 | 37.02% 87 | 3.83% 9 | 3.40% 8 | 0.43% 1 | 235 | 4.43 |

Q32: St. Paul's does a good job educating parishioners in the Orthodox Faith.

| STRONGLY AGREE | AGREE | UNCERTAIN | DISAGREE | STRONGLY DISAGREE | TOTAL | WEIGHTED AVERAGE |
|-------------------|--------------|------------|------------|----------------------|-------|---------------------|
| 57.02% 134 | 38.72% 91 | 3.83% 9 | 0.43% 1 | 0% 0 | 235 | 4.52 |

Q33: There is an overall sense of unity within the parish.

| STRONGLY AGREE | AGREE | UNCERTAIN | DISAGREE | STRONGLY DISAGREE | TOTAL | WEIGHTED AVERAGE |
|-------------------|---------------|--------------|-------------|----------------------|-------|---------------------|
| 36.17% 85 | 43.40% 102 | 16.17% 38 | 4.26% 10 | 0% 0 | 235 | 4.11 |

Q34: I feel ministries, committees, and organizations in the parish are open to new members.

| STRONGLY AGREE | AGREE | UNCERTAIN | DISAGREE | STRONGLY DISAGREE | TOTAL | WEIGHTED AVERAGE |
|-------------------|---------------|--------------|-------------|----------------------|-------|---------------------|
| 36.17% 85 | 45.11% 106 | 12.77% 30 | 4.26% 10 | 1.70% 4 | 235 | 4.10 |

Q35: St. Paul's provides adequate opportunities for fellowship.

| STRONGLY AGREE | AGREE | UNCERTAIN | DISAGREE | STRONGLY DISAGREE | TOTAL | WEIGHTED AVERAGE |
|-------------------|---------------|--------------|-------------|----------------------|-------|---------------------|
| 35.74% 84 | 48.09% 113 | 11.49% 27 | 4.68% 11 | 0% 0 | 235 | 4.15 |

Q36: St. Paul's provides adequate programs and engagement for our Seniors (+65).

| STRONGLY AGREE | AGREE | UNCERTAIN | DISAGREE | STRONGLY DISAGREE | TOTAL | WEIGHTED AVERAGE |
|-------------------|--------------|---------------|-------------|----------------------|-------|---------------------|
| 14.04% 33 | 37.02% 87 | 44.68% 105 | 4.26% 10 | 0% 0 | 235 | 3.61 |

Q37: St. Paul's does a good job incorporating our Youth into worship.

| STRONGLY AGREE | AGREE | UNCERTAIN | DISAGREE | STRONGLY DISAGREE | TOTAL | WEIGHTED AVERAGE |
|-------------------|---------------|--------------|--------------|----------------------|-------|---------------------|
| 24.26% 57 | 45.53% 107 | 18.30% 43 | 10.64% 25 | 1.28% 3 | 235 | 3.81 |

Q38: We are providing adequate opportunities and programs for our Youth to grow in the Church.

| STRONGLY AGREE | AGREE | UNCERTAIN | DISAGREE | STRONGLY DISAGREE | TOTAL | WEIGHTED AVERAGE |
|-------------------|--------------|--------------|--------------|----------------------|-------|---------------------|
| 20.85% 49 | 34.47% 81 | 28.09% 66 | 14.04% 33 | 2.55% 6 | 235 | 3.57 |

Q39: We are providing adequate opportunities for Young Adults to become active and connected within the parish.

| STRONGLY AGREE | AGREE | UNCERTAIN | DISAGREE | STRONGLY DISAGREE | TOTAL | WEIGHTED AVERAGE |
|-------------------|--------------|--------------|--------------|----------------------|-------|---------------------|
| 17.02% 40 | 33.62% 79 | 32.34% 76 | 12.77% 30 | 4.26% 10 | 235 | 3.46 |

Q40: St. Paul's is effective at spreading Christ's message within the local community.

| STRONGLY AGREE | AGREE | UNCERTAIN | DISAGREE | STRONGLY DISAGREE | TOTAL | WEIGHTED AVERAGE |
|-------------------|--------------|--------------|-------------|----------------------|-------|---------------------|
| 16.60% 39 | 35.32% 83 | 40.85% 96 | 6.38% 15 | 0.85% 2 | 235 | 3.60 |

Q41: Our parish is open to new ideas.

| STRONGLY AGREE | AGREE | UNCERTAIN | DISAGREE | STRONGLY DISAGREE | TOTAL | WEIGHTED AVERAGE |
|-------------------|--------------|--------------|--------------|----------------------|-------|---------------------|
| 15.74% 37 | 37.87% 89 | 34.47% 81 | 10.64% 25 | 1.28% 3 | 235 | 3.56 |

Q42: St. Paul's is a well-run parish.

| STRONGLY AGREE | AGREE | UNCERTAIN | DISAGREE | STRONGLY DISAGREE | TOTAL | WEIGHTED AVERAGE |
|-------------------|---------------|--------------|------------|----------------------|-------|---------------------|
| 45.53% 107 | 43.40% 102 | 10.21% 24 | 0.43% 1 | 0.43% 1 | 235 | 4.33 |

Q43: St. Paul's has good leadership.

| STRONGLY AGREE | AGREE | UNCERTAIN | DISAGREE | STRONGLY DISAGREE | TOTAL | WEIGHTED AVERAGE |
|-------------------|--------------|--------------|------------|----------------------|-------|---------------------|
| 51.06% 120 | 37.45% 88 | 10.21% 24 | 0.43% 1 | 0.85% 2 | 235 | 4.37 |

Q44: Those in parish leadership roles are viewed as trustworthy.

| STRONGLY AGREE | AGREE | UNCERTAIN | DISAGREE | STRONGLY DISAGREE | TOTAL | WEIGHTED AVERAGE |
|-------------------|--------------|-------------|------------|----------------------|-------|---------------------|
| 50.64% 119 | 41.70% 98 | 6.81% 16 | 0.85% 2 | 0% 0 | 235 | 4.42 |

Q45: Our parish is financially responsible.

| STRONGLY AGREE | AGREE | UNCERTAIN | DISAGREE | STRONGLY DISAGREE | TOTAL | WEIGHTED AVERAGE |
|-------------------|--------------|--------------|------------|----------------------|-------|---------------------|
| 48.51% 114 | 37.02% 87 | 11.06% 26 | 2.98% 7 | 0.43% 1 | 235 | 4.30 |

Q46: Growing our parish membership beyond its current size is important.

| STRONGLY AGREE | AGREE | UNCERTAIN | DISAGREE | STRONGLY DISAGREE | TOTAL | WEIGHTED AVERAGE |
|-------------------|---------------|--------------|------------|----------------------|-------|---------------------|
| 34.47% 81 | 44.68% 105 | 17.87% 42 | 2.98% 7 | 0% 0 | 235 | 4.11 |

Q47: Our future growth will rely primarily on people converting to Orthodoxy.

| STRONGLY AGREE | AGREE | UNCERTAIN | DISAGREE | STRONGLY DISAGREE | TOTAL | WEIGHTED AVERAGE |
|-------------------|--------------|--------------|--------------|----------------------|-------|---------------------|
| 19.15% 45 | 40.85% 96 | 26.81% 63 | 11.91% 28 | 1.28% 3 | 235 | 3.65 |

Q48: St. Paul's does a good job developing future leaders.

| STRONGLY AGREE | AGREE | UNCERTAIN | DISAGREE | STRONGLY DISAGREE | TOTAL | WEIGHTED AVERAGE |
|-------------------|--------------|--------------|-------------|----------------------|-------|---------------------|
| 15.32% 36 | 35.32% 83 | 39.57% 93 | 8.51% 20 | 1.28% 3 | 235 | 3.55 |

Q49: The Greek Festival is important for our parish.

| | STRONGLY AGREE | AGREE | UNCERTAIN | DISAGREE | STRONGLY DISAGREE | TOTAL | WEIGHTED AVERAGE |
|--|-------------------|---------------|--------------|------------|----------------------|-------|---------------------|
| | 40.43% 95 | 44.26% 104 | 12.34% 29 | 2.98% 7 | 0% 0 | 235 | 4.22 |

Q50: St. Paul's is welcoming to:

| | STRONGLY AGREE | AGREE | UNCERTAIN | DISAGREE | STRONGLY DISAGREE | TOTAL | WEIGHTED AVERAGE |
|------------------------------|-------------------|--------------|--------------|------------|----------------------|-------|---------------------|
| Visitors | 54.89% 129 | 36.60% 86 | 5.96% 14 | 2.55% 6 | 0% 0 | 235 | 4.44 |
| All ethnicities | 53.19% 125 | 36.60% 86 | 9.36% 22 | 0.85% 2 | 0% 0 | 235 | 4.42 |
| Young families with children | 44.26% 104 | 34.89% 82 | 16.60% 39 | 3.83% 9 | 0.43% 1 | 235 | 4.19 |
| Singles/individuals | 37.87% 89 | 35.74% 84 | 22.13% 52 | 3.40% 8 | 0.85% 2 | 235 | 4.06 |

Q51: St. Paul's is a generous parish.

| STRONGLY AGREE | AGREE | UNCERTAIN | DISAGREE | STRONGLY DISAGREE | TOTAL | WEIGHTED AVERAGE |
|----------------|--------|-----------|----------|-------------------|-------|------------------|
| 44.68% | 44.68% | 9.79% | 0.43% | 0.43% | 235 | 4.33 |
| 105 | 105 | 23 | 1 | 1 | | |

Q52: The amount of outreach and philanthropy St. Paul's provides to those outside of our parish is about right.

| STRONGLY AGREE | AGREE | UNCERTAIN | DISAGREE | STRONGLY DISAGREE | TOTAL | WEIGHTED AVERAGE |
|----------------|--------|-----------|----------|-------------------|-------|------------------|
| 31.06% | 41.70% | 23.83% | 2.55% | 0.85% | 235 | 4.00 |
| 73 | 98 | 56 | 6 | 2 | | |

Q53: I have signed a Stewardship Pledge card for 2022.

| ANSWER CHOICES | RESPONSES | |
|----------------|-----------|-----|
| Yes | 69.79% | 164 |
| No | 20.85% | 49 |
| Unsure | 9.36% | 22 |
| TOTAL | | 235 |

Q54: I donate more money to St. Paul's than any other charity/cause.

| ANSWER CHOICES | RESPONSES | |
|----------------|-----------|-----|
| True | 82.55% | 194 |
| False | 17.45% | 41 |
| TOTAL | | 235 |

Q55: Please share which type(s) of organizations you support to a greater level than St. Paul's.
(Check all that apply.) Please note, only those who responded "False" to Q54 were asked this question.

| ANSWER CHOICES | RESPONSES | |
|---|-----------|----|
| Other Orthodox parish, institution, or ministry | 34.15% | 14 |
| Other (please specify by either general category or name of the organization you support) | 31.71% | 13 |
| Prefer not to share | 21.95% | 9 |
| Arts/education programs | 17.07% | 7 |
| National charity | 17.07% | 7 |
| International charity | 17.07% | 7 |
| Local civic program | 12.20% | 5 |
| TOTAL | | 62 |

Q56: What motivates you to give financially to St. Paul's? (Please check your top 3 reasons).

| ANSWER CHOICES | RESPONSES | |
|--|-----------|-----|
| Love of God | 87.23% | 205 |
| Sense of duty | 56.60% | 133 |
| Personal responsibility to fulfill my Stewardship pledge | 39.15% | 92 |
| Biblical teachings | 37.45% | 88 |
| Supports a mission for which I am personally passionate | 26.38% | 62 |
| Defined Stewardship program in which I can participate | 11.06% | 26 |
| Personal presentations/appeals in Church | 3.83% | 9 |
| Emergency response | 2.55% | 6 |
| Letter/email sent to me | 2.13% | 5 |
| Personal relationship with someone linked to the program or ministry | 1.28% | 3 |
| TOTAL | | 629 |

Q57: I plan on participating in St. Paul's endowment program.

| ANSWER CHOICES | RESPONSES | |
|------------------------------|-----------|-----|
| Undecided | 41.28% | 97 |
| Don't know about the program | 26.81% | 63 |
| Not planning to participate | 16.60% | 39 |
| Yes, within 5 years | 10.21% | 24 |
| Yes, within a year | 5.11% | 12 |
| TOTAL | | 235 |

Q58: Our annual budget expenses should be met through Stewardship commitments and not rely on fundraisers or external funding sources (i.e., festivals and rentals, etc.).

| STRONGLY AGREE | AGREE | UNCERTAIN | DISAGREE | STRONGLY DISAGREE | TOTAL | WEIGHTED AVERAGE |
|-------------------|--------------|--------------|-------------|----------------------|-------|---------------------|
| 20.43% 48 | 30.64% 72 | 25.11% 59 | 20.0% 47 | 3.83% 9 | 235 | 3.44 |

Q59: Regarding new building programs for our parish, please rank the following potential projects:

| | VERY IMPORTANT | IMPORTANT | NICE TO HAVE | NOT IMPORTANT | TOTAL | WEIGHTED AVERAGE |
|--|-------------------|--------------|---------------|------------------|-------|---------------------|
| Remodel our current administration building. | 18.38% 43 | 23.93% 56 | 36.75% 86 | 20.94% 49 | 234 | 2.40 |
| Install additional mosaics within the church. | 12.82% 30 | 17.95% 42 | 41.88% 98 | 27.35% 64 | 234 | 2.16 |
| Replace clear side windows in the church with clear, etched icons of Saints. | 13.68% 32 | 13.68% 32 | 44.02% 103 | 28.63% 67 | 234 | 2.12 |
| Build a small chapel with adult baptistry (for weekday services and smaller/more intimate baptisms, weddings, etc.). | 11.97% 28 | 12.82% 30 | 37.61% 88 | 37.61% 88 | 234 | 1.99 |

Q6o: Regarding the future use of our Education Center, which one option would be most beneficial for the long-term growth of our parish?

| ANSWER CHOICES | RESPONSES | |
|--|-----------|-----|
| Continue to lease the facility to an outside organization, allowing for co-use by St. Paul's (which we are currently doing). | 45.30% | 106 |
| Some combination of the above. | 37.61% | 88 |
| Establish and operate St. Paul's Orthodox Christian School (K-8) as the sole occupant. | 12.82% | 30 |
| Other (please specify) | 4.27% | 10 |
| TOTAL | | 234 |

Q61: St. Paul's grounds and facilities are adequately maintained.

| STRONGLY AGREE | AGREE | UNCERTAIN | DISAGREE | STRONGLY DISAGREE | TOTAL | WEIGHTED AVERAGE |
|-------------------|---------------|------------|------------|----------------------|-------|---------------------|
| 45.30% 106 | 51.28% 120 | 2.14% 5 | 1.28% 3 | 0% 0 | 234 | 4.41 |

Q62: St. Paul's uses its buildings and facilities effectively.

| STRONGLY AGREE | AGREE | UNCERTAIN | DISAGREE | STRONGLY DISAGREE | TOTAL | WEIGHTED AVERAGE |
|-------------------|---------------|--------------|-------------|----------------------|-------|---------------------|
| 29.49% 69 | 43.16% 101 | 17.52% 41 | 8.12% 19 | 1.71% 4 | 234 | 3.91 |